

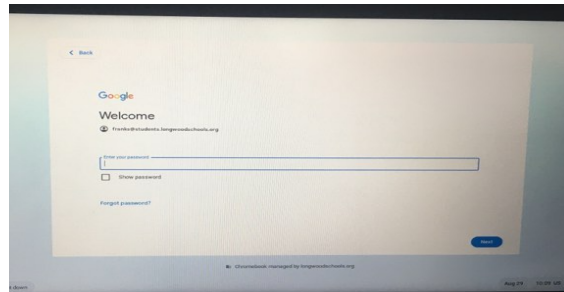
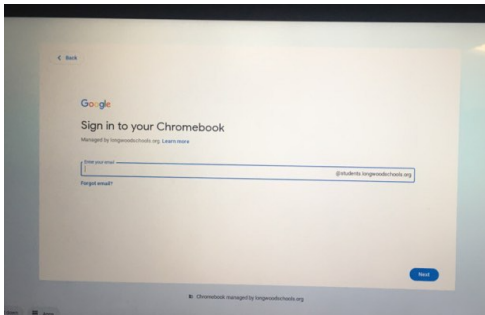
Longwood Central School District
Technology Department

Chromebook Login Instructions

Grades 2-12


Step 1: Open your chromebook and login using your GSuite email address (longwood gmail), click on next.

Step 2: On that screen enter your password and click on next. (see image below).



Step 3: Once logged in, this screen will appear.

Click on the blue 'Sign in with Google' button,



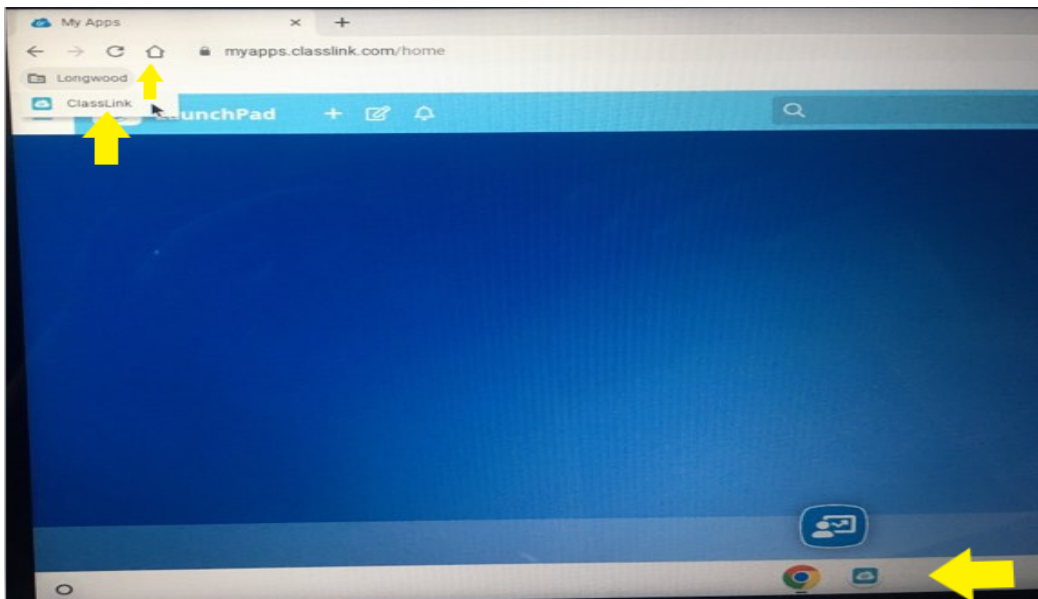
-----NEXT PAGE-----

Step 4: This will bring you the ClassLink dashboard.

* If you somehow click out of ClassLink, follow one of these 3 easy steps to get back in:

1. Visit the Longwood CSD [Website](#) - Click on ClassLink
2. Click on the Longwood Folder (top left of toolbar) while in chrome
3. Click on the ClassLink icon located on the taskbar on the bottom right of your screen.

Note: All three are options are indicated below with the yellow arrow.



Step 5: When you are ready to logout, there is a **Sign Out** button in red below as indicated by the yellow arrow.

